


SUBMIT A TURNITIN ASSIGNMENT AND DOWNLOAD THE ORIGINALITY REPORT

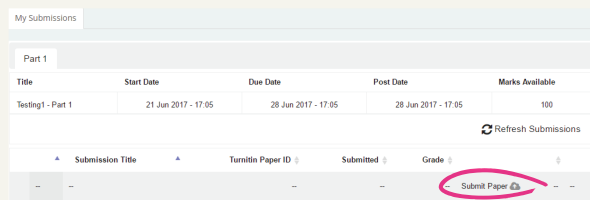
1

In your courseroom, select “**Turnitin Assignment**” created by your instructor.



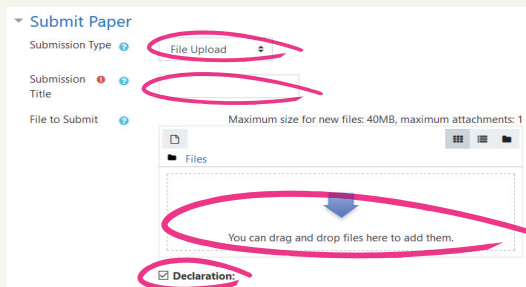
2

Click to the icon of “**Submit Paper**”



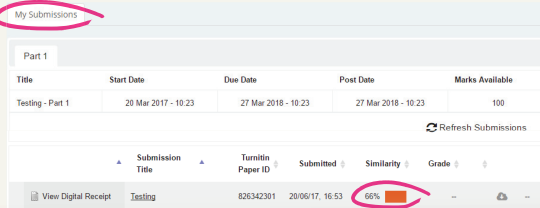
3

Go to the **My Submissions** tab. Choose the **Submission Type** and type the **title** of the assignment. Select the **file** from your computer, then check the box next to Declaration after you have read it and click “**Add Submission**” icon. ([Add Submission](#))



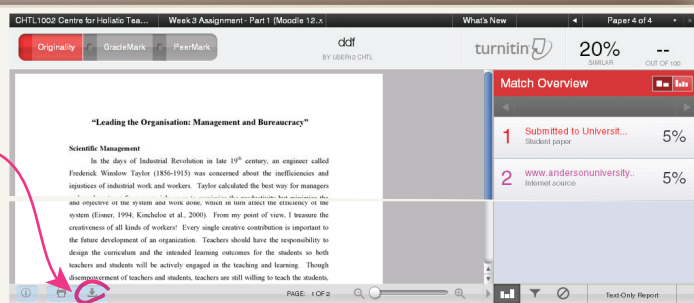
4

After submission, please allow at least 5-10 minutes before you can view the results of your originality report from “**My Submissions**” tab in the Turnitin Assignment, you can click on the percentage bar under Similarity column to proceed.



5

To download the report , please click on the **download** icon located at left bottom corner on the “originality report page”.



SUBMIT A TURNITIN ASSIGNMENT