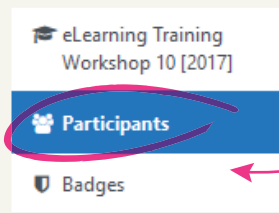


MESSAGE THE STUDENTS

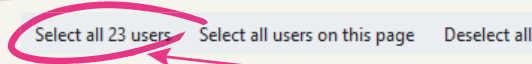
1

Go to the “**Course Page**” and click on “**Participants**” in the upper left corner.



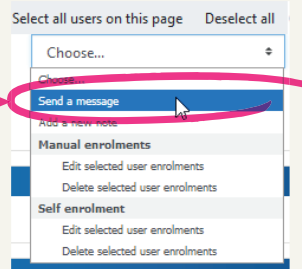
2

You will see the **list of all students** of your course, press the “**Select all users**” button at the bottom of the page.



3

At the bottom of the page, click on the dropdown menu and select “**Send a message**”.



4

Next, **1** type your message in the **Message body** and then press the **2** “**Send message to people**” button.

