

Self-help Guide for MOODLE Users

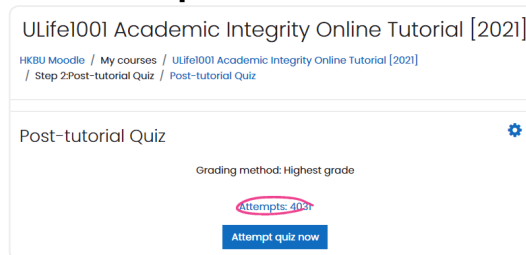
Known Issue in Moodle Quiz (Automatic Logout after Long Time Idling)

There could be situations when students fail to submit their completed work in Moodle Quiz, either due to exhaustion of time allowance or simply the fact that they forgot to click the "Submit" button. This document thus serves to provide a solution to this problem/bug in Moodle Quiz, so that students' effort/attempts in your Quizzes would not go in vain.

I. How to Retrieve Students' Attempts in your Moodle Quizzes?

You can check the response history of your students in Moodle Quiz with the following steps:

- 1 Log into your Moodle account and go to the Quiz of your selected course. Then, click **"Attempts: XXXX"** as shown below.



- 2 Below is a list of the quiz-taking records of your students. Select a student and click **"Review attempt"** to view his/her response history to your Quiz.

	Surname / First name	Email address	State	Started on	Completed	Time taken	Grade/10.00	Q.1 /1.00	Q.2 /1.00
<input type="checkbox"/>	[Redacted]	[Redacted]	Finished	25 August 2021 2:57 PM	25 August 2021 2:57 PM	2 mins 47 secs	8.33	✓ 1.00	✓ 1.00
<input type="checkbox"/>	[Redacted]	[Redacted]	Finished	25 August 2021 3:02 PM	25 August 2021 3:05 PM	3 mins 11 secs	6.33	✓ 1.00	✗ 0.00
<input type="checkbox"/>	[Redacted]	[Redacted]	Finished	25 August 2021 3:02 PM	25 August 2021 3:05 PM	2 mins 55 secs	7.33	✓ 1.00	✓ 1.00

- 3 After clicking **"Review attempt"**, you can then view the response history of this particular student to each question of your Quiz, so that their effort would not be gone for nothing.

Completed on Wednesday, 25 August 2021, 2:57 PM
 Time taken 2 mins 47 secs
 Grade 8.33 out of 10.00 (83.33%)

Question 1
 Correct
 Mark 1.00 out of 1.00
 Flag question
 Edit question

You are given a take home exam and are given strict instructions not to collaborate with anyone on the assignment. You are having difficulty figuring out the answer to a couple of problems. You discuss the problems with your roommate who is taking the same course as well. (Choose the most appropriate answer)

Select one:

a. You are guilty of cheating for collaborating with another person without authorization. ✓
 b. The exam was extremely difficult, and you know that everyone worked on the test together so you feel that your actions are justified.
 c. Your behaviour constitutes academic dishonesty but since it is so unlikely that you will get caught, your actions are no big deal.
 d. There is no problem with this scenario.

Your answer is correct.
 The correct answer is: You are guilty of cheating for collaborating with another person without authorization.

Make comment or override mark

Response history


Step	Time	Action	State	Marks
1	25/08/21, 14:55	Started	Not yet answered	
2	25/08/21, 14:57	Saved: You are guilty of cheating for collaborating with another person without authorization.	Answer saved	
3	25/08/21, 14:57	Attempt finished	Correct	1.00

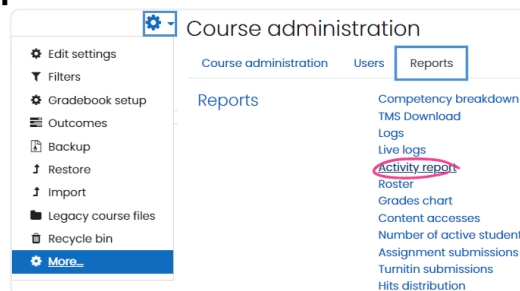
Note:

Teachers are strongly recommended to list their Quiz questions in separate pages, since students' answers/attempts would only be saved and thus retrieved after they click the "Next" button on each page.

II. How to View the Past Activities of Your Students on Moodle?

You can check the past learning activities of your students on Moodle with the following steps:

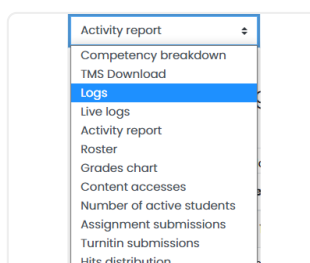
- 1 Go to the front page of your course and click  and "More", followed by "Reports" as shown below.



Course administration

- Course administration
- Users
- Reports
 - Competency breakdown
 - TMS Download
 - Logs
 - Live logs
 - Activity report
 - Roster
 - Grades chart
 - Content accesses
 - Number of active students
 - Assignment submissions
 - Turnitin submissions
 - Hits distribution

- 2 Click "Logs" under "Reports" to view the past activities of a particular student (including his/her quizzes taken, assignment completed, course module viewed)



Activity report

- Competency breakdown
- TMS Download
- Logs
- Live logs
- Activity report
- Roster
- Grades chart
- Content accesses
- Number of active students
- Assignment submissions
- Turnitin submissions
- Hits distribution

3

You can then filter the displayed results by choosing an activity (e.g. Quiz) and clicking **"Get these logs"**.

Choose which logs you want to see:

eLearning Training Workshop 10 [2017] All participants All days

All activities All actions All sources All events Standard log **Get these logs**

An Excel report of the filtered results could be generated by clicking **"Download"**.

eLearning Training Workshop 10 [2017] All participants All days

All activities All actions All sources All events Standard log **Get these logs**

1 2 3 4 5 6 7 8 9 10 - 16 »

Time	User full name	Affected user	Event context	Component	Event name	Description	Origin	IP address
16 August 2022, 10:58 AM	Mr [redacted]	-	Other	System	Course module updated	The user with id '102712' updated the 'quiz' activity with course module id '1344983'.	web	158.182.250.161
16 August 2022, 10:58 AM	Mr [redacted]	-	Course: eLearning Training Workshop 10 [2017]	System	Grade item updated	The user with id '102712' updated a grade item with id '226105' of type 'mod' and name 'Testing Quiz' in the course with the id '67680'.	web	158.182.250.161
16 August 2022, 10:57 AM	Mr [redacted]	-	Other	Quiz	Quiz edit page viewed	The user with id '102712' viewed the edit page for the quiz with course module id '1344983'.	web	158.182.250.161

Download table data as Comma separated values (.csv) **Download**